


Draw-Bar Frame Price List

February, 2012

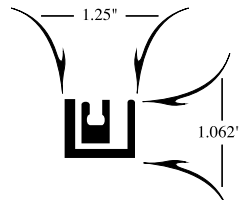


DRAW-BAR FRAME

PRICE LIST

FEBRUARY, 2012

WC-10



Max Size: 20"

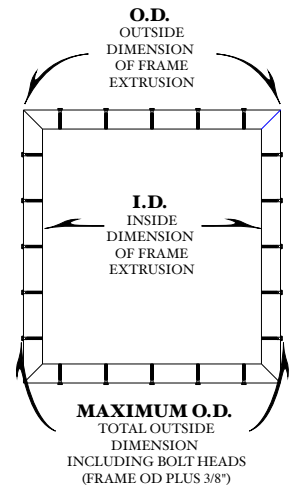
Width: 1.25"

Height: 1 1/16"

Weight per Ft: 1.0 Lbs

ID to OD Conv: 2 1/2"

ID to Max OD : 2 7/8"



Total Frame O.D. or Max O.D. Inches									
40	42	44	46	48	50	52	54	56	58
\$ 104.95	107.40	109.85	112.30	114.75	117.20	119.65	122.10	124.55	127.00
60	62	64	66	68	70	72	74	76	78
129.45	131.90	134.35	136.80	139.25	141.70	144.15	146.60	149.05	151.50
80	82	84	86	88	90	92	94	96	98
153.95	156.40	158.85	161.30	163.75	166.20	168.65	171.10	173.55	176.00
100	102	104	106	108	110	112	Frames Over 112" O.D.		
178.45	180.90	183.35	185.80	188.25	190.70	193.15	\$ 1.73 per O.D. Inch		
1 to 12 List Price			13 to 24 Less 5%			25 or more Less 10%			

Total Frame I.D. Inches									
30	32	34	36	38	40	42	44	46	48
\$104.95	107.40	109.85	112.30	114.75	117.20	119.65	122.10	124.55	127.00
50	52	54	56	58	60	62	64	66	68
129.45	131.90	134.35	136.80	139.25	141.70	144.15	146.60	149.05	151.50
70	72	74	76	78	80	82	84	86	88
153.95	156.40	158.85	161.30	163.75	166.20	168.65	171.10	173.55	176.00
90	92	94	96	98	100	102	Frames Over 102" I.D.		
178.45	180.90	183.35	185.80	188.25	190.70	193.15	\$ 1.89 per I.D. Inch		
1 to 12 List Price			13 to 24 Less 5%			25 or more Less 10%			

Draw-Bar Options



Keystone Nylon
Replacement Bars
Replacement Rods

\$ 1.20 inch
.15 inch

Hardware Options



Hex Head
Replacement Bolt Set \$ 1.45 ea



Recessed Allen
Replacement Bolt Set \$ 1.45 ea



Allen Head
Replacement Bolt Set \$ 1.45 ea
(Limited Supply)

Eino / Diamond Chase
(800) 245-5283 ph
(626) 969-1821 ph
(626) 969-1599 fax

418 South Motor Ave.
Azusa, CA 91702

Additional 5% for New Frames with Recessed Allen Bolts
\$5.00 per Add'l Hole for Frames with 4" Bolt Centers
Prices Subject to Change without Notice

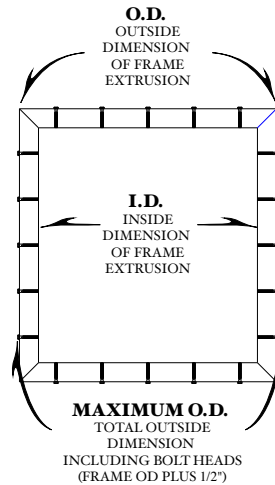
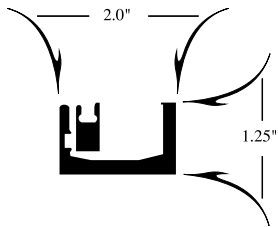
DRAW-BAR FRAME

PRICE LIST

FEBRUARY, 2012



WC-20



Max Size: 30"

Width: 2"

Height: 1 1/4"

Weight per Ft: 1.6 Lbs

ID to OD Conv: 4"

ID to Max OD : 4 1/2"

Total Frame O.D. or Max O.D. Inches

100	102	104	106	108	110	112	114	116	118
\$242.35	246.00	249.65	253.30	256.95	260.60	264.25	267.90	271.55	275.20
120	122	124	126	128	130	132	134	136	138
278.85	282.50	286.15	289.80	293.45	297.10	300.75	304.40	308.05	311.70
140	142	144	146	148	150	152	154	156	158
315.35	319.00	322.65	326.30	329.95	333.60	337.25	340.90	344.55	348.20
160	162	164	166	168	170	172	Frames Over 172" O.D.		
351.85	355.50	359.15	362.80	366.45	370.10	373.75	\$2.17 per O.D. Inch		

1 to 5 List Price 6 to 11 Less 5% 12 to 17 Less 7.5% 18 or more Less 10%

Total Frame I.D. Inches

84	86	88	90	92	94	96	98	100	102
\$ 242.35	246.00	249.65	253.30	256.95	260.60	264.25	267.90	271.55	275.20
104	106	108	110	112	114	116	118	120	122
278.85	282.50	286.15	289.80	293.45	297.10	300.75	304.40	308.05	311.70
124	126	128	130	132	134	136	138	140	142
315.35	319.00	322.65	326.30	329.95	333.60	337.25	340.90	344.55	348.20
144	146	148	150	152	154	156	Frames Over 156" I.D.		
351.85	355.50	359.15	362.80	366.45	370.10	373.75	\$ 2.40 per I.D. Inch		

1 to 5 List Price 6 to 11 Less 5% 12 to 17 Less 7.5% 18 or more Less 10%

Draw-Bar Options



Top Loading Double Nylon
Replacement Bars \$ 1.20 inch
Replacement Rods .15 inch



Keystone Nylon
Replacement Bars \$ 1.20 inch
Replacement Rods .15 inch



Glue On Draw Bars
Replacement Bars \$ 1.35 inch
Replacement Glue Strip .21 inch

Hardware Options



Hex Head
Replacement Bolt Set \$ 1.80 ea



Recessed Allen
Replacement Bolt Set \$ 1.80 ea



Allen Head
Replacement Bolt Set \$ 1.80 ea
(Limited Supply)

Additional 5% for New Frames with Recessed Allen Bolts
\$5.00 per Add'l Hole for Frames with 4" Bolt Centers
Prices Subject to Change without Notice

Eino / Diamond Chase
(800) 245-5283 ph
(626) 969-1821 ph
(626) 969-1599 fax

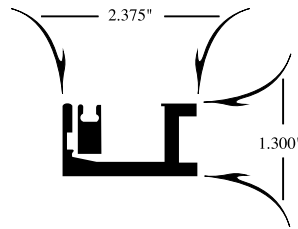
418 South Motor Ave.
Azusa, CA 91702

DRAW-BAR FRAME

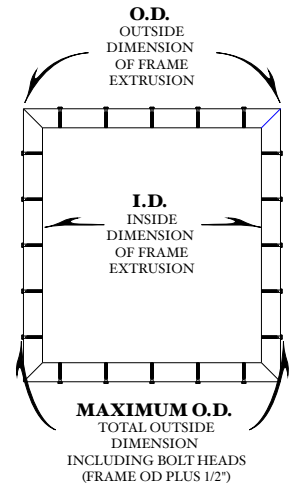
PRICE LIST

FEBRUARY, 2012

WC-20 HD




Max Size: 36"
 Width: 2 3/8"
 Height: 1 5/16"
 Weight per Ft: 1.9 Lbs
 ID to OD Conv: 4 3/4"



Total Frame O.D. or Max O.D. Inches									
120	122	124	126	128	130	132	134	136	138
\$ 305.55	310.15	314.75	319.35	323.95	328.55	333.15	337.75	342.35	346.95
140	142	144	146	148	150	152	154	156	158
351.55	356.15	360.75	365.35	369.95	374.55	379.15	383.75	388.35	392.95
160	162	164	166	168	170	172	174	176	178
397.55	402.15	406.75	411.35	415.95	420.55	425.15	429.75	434.35	438.95
180	182	184	186	188	190	192	Frames Over 192" O.D.		
443.55	448.15	452.75	457.35	461.95	466.55	471.15	\$ 2.45 per O.D. Inch		
1 to 5 List Price			6 to 11 Less 5%			12 to 17 Less 7.5%		18 or more Less 10%	

Total Frame I.D. Inches									
101	103	105	107	109	111	113	115	117	119
\$ 305.55	310.15	314.475	319.35	323.95	328.55	333.15	337.75	342.35	346.95
121	123	125	127	129	131	133	135	137	139
351.55	356.15	360.75	365.35	369.95	374.55	379.15	383.75	388.35	392.95
141	143	145	147	149	151	153	155	157	159
397.55	402.15	406.75	411.35	415.95	420.55	425.15	429.75	434.35	438.95
161	163	165	167	169	171	173	Frames Over 173" I.D.		
443.55	448.15	452.75	457.35	461.95	466.55	471.15	\$ 2.72 per I.D. Inch		
1 to 5 List Price			6 to 11 Less 5%			12 to 17 Less 7.5%		18 or more Less 10%	

Draw-Bar Options



Top Loading Double Nylon
 Replacement Bars \$ 1.20 inch
 Replacement Rods .15 inch



Keystone Nylon
 Replacement Bars \$ 1.20 inch
 Replacement Rods .15 inch



Glue On Draw Bars
 Replacement Bars \$ 1.35 inch
 Replacement Glue Strip .21 inch

Hardware Options



Hex Head (Raised Hex)
 Replacement Bolt Set \$ 2.15 ea



Allen Head
 Replacement Bolt Set \$ 1.80 ea
 (Limited Supply)

Eino / Diamond Chase
 (800) 245-5283 ph
 (626) 969-1821 ph
 (626) 969-1599 fax

418 South Motor Ave.
 Azusa, CA 91702

Additional 5% for New Frames with Recessed Allen Bolts
 \$5.00 per Add'l Hole for Frames with 4" Bolt Centers
 Prices Subject to Change without Notice

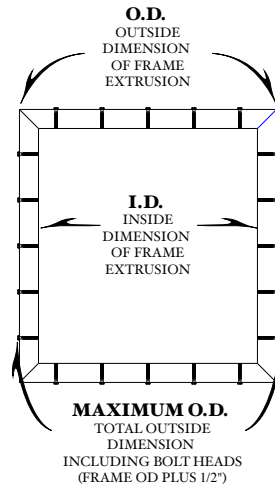
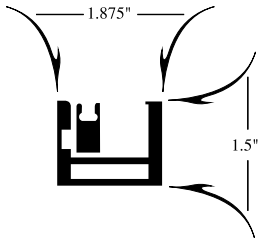
DRAW-BAR FRAME

PRICE LIST

FEBRUARY, 2012



T-175



Max Size: 40"

Width: 1 7/8"

Height: 1 1/2"

Weight per Ft: 1.85 Lbs

ID to OD Conv: 3 3/4"

ID to Max OD : 4 1/4"

Total Frame O.D. or Max O.D. Inches

120	122	124	126	128	130	132	134	136	138
\$ 291.50	295.85	300.20	304.55	308.90	313.25	317.60	321.95	326.30	330.65
140	142	144	146	148	150	152	154	156	158
335.00	339.35	343.70	348.05	352.40	356.75	361.10	365.45	369.80	374.15
160	162	164	166	168	170	172	174	176	178
378.50	382.85	387.20	391.55	395.90	400.25	404.60	408.95	413.30	417.65
180	182	184	186	188	190	192	Frames Over 192" O.D.		
422.00	426.35	430.70	435.05	439.40	443.75	448.10	\$ 2.34 per O.D. Inch		

1 to 5 List Price 6 to 11 Less 5% 12 to 17 Less 7.5% 18 or more Less 10%

Total Frame I.D. Inches

105	107	109	111	113	115	117	119	121	123
\$ 291.50	295.85	300.20	304.55	308.90	313.25	317.60	321.95	326.30	330.65
125	127	129	131	133	135	137	139	141	143
335.00	339.35	343.70	348.05	352.40	356.75	361.10	365.45	369.80	374.15
145	147	149	151	153	155	157	159	161	163
378.50	382.85	387.20	391.55	395.90	400.25	404.60	408.95	413.30	417.65
165	167	169	171	173	175	177	Frames Over 177" I.D.		
422.00	426.35	430.70	435.05	439.40	443.75	448.10	\$ 2.53 per I.D. Inch		

1 to 5 List Price 6 to 11 Less 5% 12 to 17 Less 7.5% 18 or more Less 10%

Draw-Bar Options



Top Loading Double Nylon
Replacement Bars \$ 1.20 inch
Replacement Rods .15 inch



Keystone Nylon
Replacement Bars \$ 1.20inch
Replacement Rods .15 inch



Glue On Draw Bars
Replacement Bars \$ 1.35 inch
Replacement Glue Strip .21 inch

Hardware Options



Hex Head
Replacement Bolt Set \$ 1.80 ea



Recessed Allen
Replacement Bolt Set \$ 1.80ea



Allen Head
Replacement Bolt Set \$ 1.80 ea
(Limited Supply)

Additional 5% for New Frames with Recessed Allen Bolts
\$5.00 per Add'l Hole for Frames with 4" Bolt Centers
Prices Subject to Change without Notice

Eino / Diamond Chase
(800) 245-5283 ph
(626) 969-1821 ph
(626) 969-1599 fax

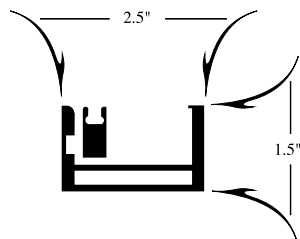
418 South Motor Ave.
Azusa, CA 91702

DRAW-BAR FRAME

PRICE LIST

FEBRUARY, 2012

T-175 HD



Max Size: 72"

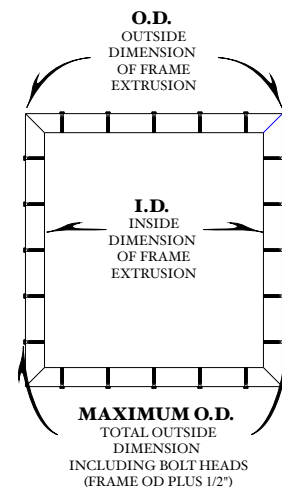
Width: 2 1/2"

Height: 1 1/2"

Weight per Ft: 2.1 Lbs

ID to OD Conv: 5"

ID to Max OD : 5 1/2"



Total Frame O.D. or Max O.D. Inches									
140	144	148	152	156	160	164	168	172	176
\$ 375.85	386.55	397.25	407.95	418.65	429.35	440.05	450.75	461.45	472.15
180	184	188	192	196	200	204	208	212	216
482.85	493.55	504.25	514.95	525.65	536.35	547.05	557.75	568.45	579.15
220	224	228	232	236	240	244	248	252	256
589.85	600.55	611.25	621.95	632.65	643.35	654.05	664.75	675.45	686.15
260	264	268	272	276	280	284	Frames Over 284" O.D.		
696.85	707.55	718.25	728.95	739.65	750.35	761.05	\$ 2.68 per O.D. Inch		
1 to 5 List Price			6 to 11 Less 5%			12 to 17 Less 7.5%		18 or more Less 10%	

Total Frame I.D. Inches									
120	124	128	132	136	140	144	148	152	156
\$ 375.85	386.55	397.25	407.95	418.65	429.35	440.05	450.75	461.45	472.15
160	164	168	172	176	180	184	188	192	196
482.85	493.55	504.25	514.95	525.65	536.35	547.05	557.75	568.45	579.15
200	204	208	212	216	220	224	228	232	236
589.85	600.55	611.25	621.95	632.65	643.35	654.05	664.75	675.45	686.15
240	244	248	252	256	260	264	Frames Over 264" I.D.		
696.85	707.55	718.25	728.95	739.65	750.35	761.05	\$ 2.88 per I.D. Inch		
1 to 5 List Price			6 to 11 Less 5%			12 to 17 Less 7.5%		18 or more Less 10%	

Draw-Bar Options



Top Loading Double Nylon

Replacement Bars \$ 1.20 inch
Replacement Rods .15 inch



Keystone Nylon

Replacement Bars \$ 1.20 inch
Replacement Rods .15 inch



Glue On Draw Bars

Replacement Bars \$ 1.35 inch
Replacement Glue Strip .21 inch

Hardware Options



Hex Head

Replacement Bolt Set \$ 1.80 ea



Recessed Allen

Replacement Bolt Set \$ 1.80 ea

Eino / Diamond Chase
(800) 245-5283 ph
(626) 969-1821 ph
(626) 969-1599 fax

418 South Motor Ave.
Azusa, CA 91702

Additional 5% for New Frames with Recessed Allen Bolts
\$5.00 per Add'l Hole for Frames with 4" Bolt Centers
Prices Subject to Change without Notice

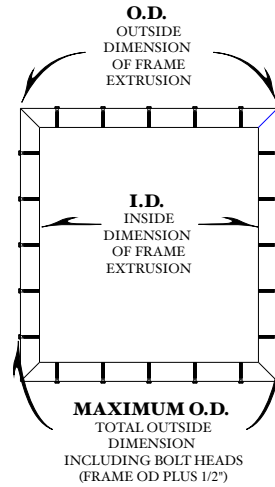
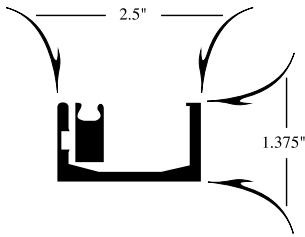
DRAW-BAR FRAME

PRICE LIST

FEBRUARY, 2012



UC-25



Max Size: 40"

Width: 2 1/2"

Height: 1 3/8"

Weight per Ft: 1.8 Lbs

ID to OD Conv: 5"

ID to Max OD : 5 1/2"

Total Frame O.D. or Max O.D. Inches									
120	124	128	132	136	140	144	148	152	156
\$279.45	287.70	295.95	304.20	312.45	320.70	328.95	337.20	345.45	353.70
160	164	168	172	176	180	184	188	192	196
361.95	370.20	378.45	386.70	394.95	403.20	411.45	419.70	427.95	436.20
200	204	208	212	216	220	224	228	232	236
444.45	452.70	460.95	469.20	477.45	485.70	493.95	502.20	510.45	518.70
240	244	248	252	256	260	264	Frames Over 264" O.D.		
526.95	535.20	543.45	551.70	559.95	568.20	576.45	\$ 2.19 per O.D. Inch		
1 to 5 List Price			6 to 11 Less 5%			12 to 17 Less 7.5%		18 or more Less 10%	

Total Frame I.D. Inches									
100	104	108	112	116	120	124	128	132	136
\$279.45	287.70	295.95	304.20	312.45	320.70	328.95	337.20	345.45	353.70
140	144	148	152	156	160	164	168	172	176
361.95	370.20	378.45	386.70	394.95	403.20	411.45	419.70	427.95	436.20
180	184	188	192	196	200	204	208	212	216
444.45	452.70	460.95	469.20	477.45	485.70	493.95	502.20	510.45	518.70
220	224	228	232	236	240	244	Frames Over 244" I.D.		
526.95	535.20	543.45	551.70	559.95	568.20	576.45	\$ 2.36 per I.D. Inch		
1 to 5 List Price			6 to 11 Less 5%			12 to 17 Less 7.5%		18 or more Less 10%	

Draw-Bar Options



Top Loading Double Nylon

Replacement Bars \$ 1.20 inch
Replacement Rods .15 inch



Keystone Nylon

Replacement Bars \$ 1.20inch
Replacement Rods .15 inch



Glue On Draw Bars

Replacement Bars \$ 1.35 inch
Replacement Glue Strip .21 inch

Hardware Options



Hex Head

Replacement Bolt Set \$ 1.80 ea



Recessed Allen

Replacement Bolt Set \$ 1.80 ea

Additional 5% for New Frames with Recessed Allen Bolts
\$5.00 per Add'l Hole for Frames with 4" Bolt Centers
Prices Subject to Change without Notice

Eino / Diamond Chase
(800) 245-5283 ph
(626) 969-1821 ph
(626) 969-1599 fax

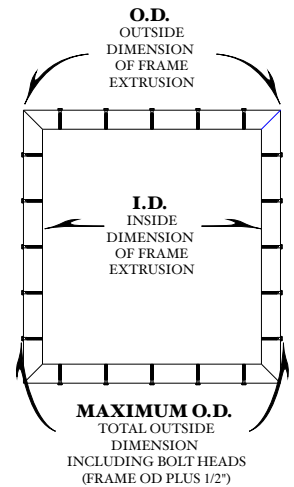
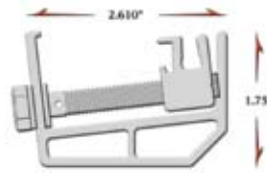
418 South Motor Ave.
Azusa, CA 91702

DRAW-BAR FRAME

PRICE LIST

FEBRUARY, 2012

MODEL 260



Max Size: 65"

Width: 2 5/8"

Height: 1 3/4"

Weight per Ft: 1.75 Lbs

ID to OD Conv: 5 1/4"

ID to Max OD : 5 3/4"

Total Frame O.D. or Max O.D. Inches

160	164	168	172	176	180	184	188	192	196
\$ 395.05	403.45	411.85	420.25	428.05	437.05	445.45	453.85	462.25	470.65
200	204	208	212	216	220	224	228	232	236
479.05	487.45	495.85	504.25	512.65	521.05	529.45	537.85	546.25	554.65
240	244	248	252	256	260	264	268	272	276
563.05	571.45	579.85	588.25	596.65	605.05	613.45	621.85	630.25	638.65
280	284	288	292	296	300	304	Frames Over 304" O.D.		
647.05	655.45	663.85	672.25	680.65	689.05	697.45	\$ 2.29 per I.D. Inch		
1 to 5 List Price			6 to 11 Less 5%			12 to 17 Less 7.5%		18 or more Less 10%	

Total Frame I.D. Inches

140	144	148	152	156	160	164	168	172	176
\$ 395.05	403.45	411.85	420.25	428.05	437.05	445.45	453.85	462.25	470.65
180	184	188	192	196	200	204	208	212	216
479.05	487.45	495.85	504.25	512.65	521.05	529.45	537.85	546.25	554.65
220	224	228	232	236	240	244	248	252	256
563.05	571.45	579.85	588.25	596.65	605.05	613.45	621.85	630.25	638.65
260	264	268	272	276	280	284	Frames Over 284" I.D.		
647.05	655.45	663.85	672.25	680.65	689.05	697.45	\$ 2.46 per I.D. Inch		
1 to 5 List Price			6 to 11 Less 5%			12 to 17 Less 7.5%		18 or more Less 10%	

Draw-Bar Options



Top Loading Double Nylon
 Replacement Bars \$ 1.20 inch
 Replacement Rods .15 inch



Keystone Nylon
 Replacement Bars \$ 1.20 inch
 Replacement Rods .15 inch



Glue On Draw Bars
 Replacement Bars \$ 1.35 inch
 Replacement Glue Strip .21 inch

Hardware Options



Hex Head
 Replacement Bolt Set \$ 1.80 ea



Recessed Allen
 Replacement Bolt Set \$ 1.80 ea

Eino / Diamond Chase
 (800) 245-5283 ph
 (626) 969-1821 ph
 (626) 969-1599 fax

418 South Motor Ave.
 Azusa, CA 91702

Additional 5% for New Frames with Recessed Allen Bolts
 \$5.00 per Add'l Hole for Frames with 4" Bolt Centers
 Prices Subject to Change without Notice

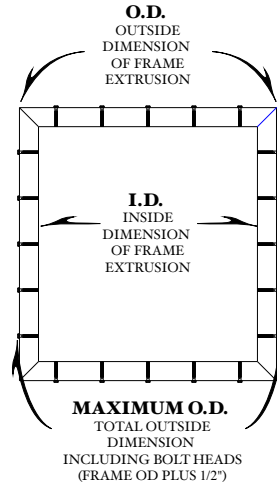
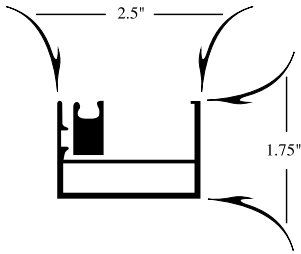
DRAW-BAR FRAME

PRICE LIST

FEBRUARY, 2012



T-200



Max Size: 65"

Width: 2 1/2"

Height: 1 3/4"

Weight per Ft: 1.7 Lbs

ID to OD Conv: 5"

ID to Max OD : 5 1/2"

Total Frame O.D. or Max O.D. Inches

160	164	168	172	176	180	184	188	192	196
\$ 390.55	401.10	411.65	422.20	432.75	443.30	453.85	464.40	474.95	485.50
200	204	208	212	216	220	224	228	232	236
496.05	506.60	517.15	527.70	538.25	548.80	559.35	569.90	580.45	591.00
240	244	248	252	256	260	264	268	272	276
601.55	612.10	622.65	633.20	643.75	654.30	664.85	675.40	685.95	696.50
280	284	288	292	296	300	304	Frames Over 304" I.D.		
608.50	618.10	627.60	637.10	646.70	656.20	665.70	\$ 2.53 per I.D. Inch		

1 to 5 List Price 6 to 11 Less 5% 12 to 17 Less 7.5% 18 or more Less 10%

Total Frame I.D. Inches

140	144	148	152	156	160	164	168	172	176
\$390.55	401.10	411.65	422.20	432.75	443.30	453.85	464.40	474.95	485.50
180	184	188	192	196	200	204	208	212	216
496.05	506.60	517.15	527.70	538.25	548.80	559.35	569.90	580.45	591.00
220	224	228	232	236	240	244	248	252	256
601.55	612.10	622.65	632.20	643.75	654.30	664.85	675.40	685.95	696.50
260	264	268	272	276	280	284	Frames Over 284" O.D.		
608.50	618.10	627.60	637.10	646.70	656.20	665.70	\$ 2.71 per O.D. Inch		

1 to 5 List Price 6 to 11 Less 5% 12 to 17 Less 7.5% 18 or more Less 10%

Draw-Bar Options



Top Loading Double Nylon
Replacement Bars \$ 1.20 inch
Replacement Rods .15 inch



Keystone Nylon
Replacement Bars \$ 1.20 inch
Replacement Rods .15 inch



Glue On Draw Bars
Replacement Bars \$ 1.35 inch
Replacement Glue Strip .21 inch

Hardware Options



Hex Head
Replacement Bolt Set \$ 1.80 ea



Recessed Allen
Replacement Bolt Set \$ 1.80 ea

Additional 5% for New Frames with Recessed Allen Bolts
\$5.00 per Add'l Hole for Frames with 4" Bolt Centers
Prices Subject to Change without Notice

Eino / Diamond Chase
(800) 245-5283 ph
(626) 969-1821 ph
(626) 969-1599 fax

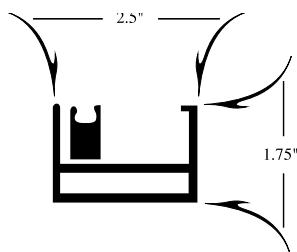
418 South Motor Ave.
Azusa, CA 91702

DRAW-BAR FRAME

PRICE LIST

FEBRUARY, 2012

T-200 HD



Max Size: 72"

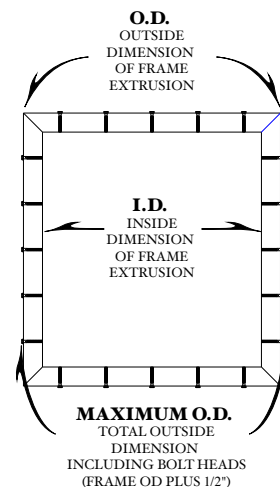
Width: 2 1/2"

Height: 1 3/4"

Weight per Ft: 2.0 Lbs

ID to OD Conv: 5"

ID to Max OD : 5 1/2"



Total Frame O.D. or Max O.D. Inches									
160	164	168	172	176	180	184	188	192	196
\$ 452.75	465.85	478.95	492.05	505.15	518.25	531.35	544.45	557.55	570.65
200	204	208	212	216	220	224	228	232	236
583.75	596.85	609.95	623.05	636.15	649.25	662.35	675.45	688.55	701.65
240	244	248	252	256	260	264	268	272	276
714.75	727.85	740.95	754.05	767.15	780.25	793.35	806.45	819.55	832.65
280	284	288	292	296	300	304	Frames Over 304" O.D.		
845.75	858.85	871.95	885.05	898.15	911.25	924.35	\$ 3.04 per O.D. Inch		
1 to 5 List Price			6 to 11 Less 5%			12 to 17 Less 7.5%		18 or more Less 10%	

Total Frame I.D. Inches									
140	144	148	152	156	160	164	168	172	176
\$452.75	465.85	478.95	492.05	505.15	518.25	531.35	544.45	557.55	570.65
180	184	188	192	196	200	204	208	212	216
583.75	596.85	609.95	623.05	636.15	649.25	662.35	675.45	688.55	701.65
220	224	228	232	236	240	244	248	252	256
714.75	727.85	740.95	754.05	767.15	780.25	793.35	806.45	819.55	832.65
260	264	268	272	276	280	284	Frames Over 284" I.D.		
845.75	858.85	871.95	885.05	898.15	911.25	924.35	\$ 3.25 per I.D. Inch		
1 to 5 List Price			6 to 11 Less 5%			12 to 17 Less 7.5%		18 or more Less 10%	

Draw-Bar Options



Top Loading Double Nylon
Replacement Bars \$ 1.20 inch
Replacement Rods .15 inch



Keystone Nylon
Replacement Bars \$ 1.20 inch
Replacement Rods .15 inch



Glue On Draw Bars
Replacement Bars \$ 1.35 inch
Replacement Glue Strip .21 inch

Hardware Options



Hex Head
Replacement Bolt Set \$ 1.80 ea



Recessed Allen
Replacement Bolt Set \$ 1.80 ea

Eino / Diamond Chase
(800) 245-5283 ph
(626) 969-1821 ph
(626) 969-1599 fax

418 South Motor Ave.
Azusa, CA 91702

Additional 5% for New Frames with Recessed Allen Bolts
\$5.00 per Add'l Hole for Frames with 4" Bolt Centers
Prices Subject to Change without Notice

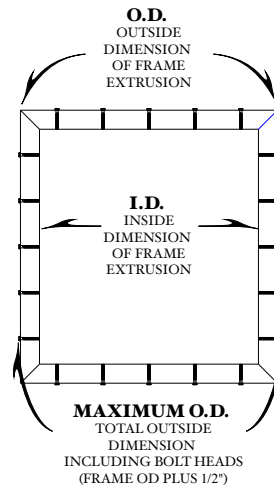
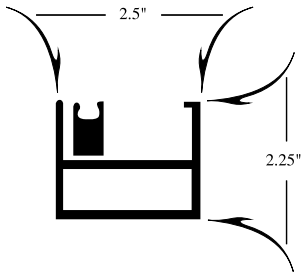
DRAW-BAR FRAME

PRICE LIST

FEBRUARY, 2012



T-250



Max Size: 72"

Width: 2 1/2"

Height: 2 1/4"

Weight per Ft: 2.3 Lbs

ID to OD Conv: 5"

ID to Max OD : 5 1/2"

Total Frame O.D. or Max O.D. Inches									
180	184	188	192	196	200	204	208	212	216
\$ 543.45	556.70	569.95	583.20	596.45	609.70	622.95	636.20	649.45	662.70
220	224	228	232	236	240	244	248	252	256
675.95	689.20	702.45	715.70	728.95	742.20	755.45	768.70	781.95	795.20
260	264	268	272	276	280	284	288	292	296
808.45	821.70	834.95	848.20	861.45	874.70	887.95	901.20	914.45	927.70
300	304	308	312	316	320	324	Frames Over 324" O.D.		
940.95	954.20	967.45	980.70	993.95	1007.20	1020.45	\$3.15 per O.D. Inch		
1 to 5 List Price			6 to 11 Less 5%		12 to 17 Less 7.5%		18 or more Less 10%		

Total Frame I.D. Inches									
160	164	168	172	176	180	184	188	192	196
\$ 543.45	556.70	569.95	583.20	596.45	609.70	622.95	636.20	649.45	662.70
200	204	208	212	216	220	224	228	232	236
675.95	689.20	702.45	715.70	728.95	742.20	755.45	768.70	781.95	795.20
240	244	248	252	256	260	264	268	272	276
808.45	821.70	834.95	848.20	861.45	874.70	887.95	901.20	914.45	927.70
280	284	288	292	296	300	304	Frames Over 304" I.D.		
940.95	954.20	967.45	980.70	993.95	1007.20	1020.45	\$ 3.36 per I.D. Inch		
1 to 5 List Price			6 to 11 Less 5%		12 to 17 Less 7.5%		18 or more Less 10%		

Draw-Bar Options



Top Loading Double Nylon
Replacement Bars \$ 1.20 inch
Replacement Rods .15 inch



Keystone Nylon
Replacement Bars \$ 1.20 inch
Replacement Rods .15 inch



Glue On Draw Bars
Replacement Bars \$ 1.35 inch
Replacement Glue Strip .21 inch

Hardware Options



Hex Head
Replacement Bolt Set \$ 1.80 ea



Recessed Allen
Replacement Bolt Set \$ 1.80 ea

Additional 5% for New Frames with Recessed Allen Bolts
\$5.00 per Add'l Hole for Frames with 4" Bolt Centers
Prices Subject to Change without Notice

Eino / Diamond Chase
(800) 245-5283 ph
(626) 969-1821 ph
(626) 969-1599 fax

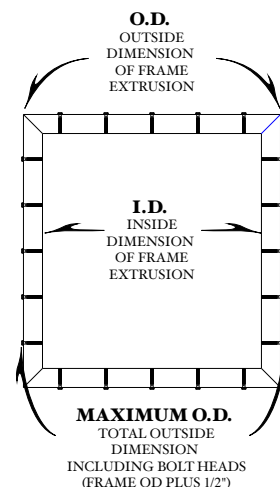
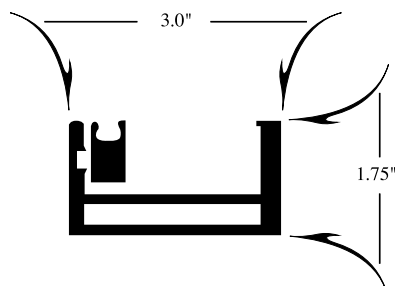
418 South Motor Ave.
Azusa, CA 91702

DRAW-BAR FRAME

PRICE LIST

FEBRUARY, 2012

T-300




Max Size: 96"
 Width: 3"
 Height: 1 3/4"
 Weight per Ft: 2.5 Lbs
 ID to OD Conv: 6"
 ID to Max OD : 6 1/2"

Total Frame O.D. or Max O.D. Inches									
220	226	232	238	244	250	256	262	268	274
\$ 673.50	694.25	715.00	735.75	756.50	777.25	798.00	818.75	839.50	860.25
280	286	292	298	304	310	316	322	328	334
881.00	901.75	922.50	943.25	964.00	984.75	1005.50	1026.25	1047.00	1067.75
340	346	352	358	364	370	376	382	388	394
1088.50	1109.25	1130.00	1150.75	1171.50	1192.25	1213.00	1233.75	1254.50	1275.25
400	406	412	418	424	430	436	Frames Over 436" O.D.		
1296.00	1316.75	1337.50	1358.25	1379.00	1399.75	1420.50	\$ 3.26 per O.D. Inch		
1 to 5 List Price			6 to 11 Less 5%			12 to 17 Less 7.5%		18 or more Less 10%	

Total Frame I.D. Inches									
196	202	208	214	220	226	232	238	244	250
\$ 673.50	694.25	715.00	735.75	756.50	777.25	798.00	818.75	839.50	860.25
256	262	268	274	280	286	292	298	304	310
881.00	901.75	922.50	943.25	964.00	984.475	1005.50	1026.25	1047.00	1067.75
316	322	328	334	340	346	352	358	364	370
1088.50	1109.25	1130.00	1150.75	1171.50	1192.25	1213.00	1233.75	1254.50	1275.25
376	382	388	394	400	406	412	Frames Over 412" I.D.		
1296.00	1316.75	1337.50	1358.25	1379.00	1399.75	1420.50	\$ 3.45 per I.D. Inch		
1 to 5 List Price			6 to 11 Less 5%			12 to 17 Less 7.5%		18 or more Less 10%	

Draw-Bar Options



Top Loading Double Nylon
 Replacement Bars \$ 1.20 inch
 Replacement Rods .15 inch



Keystone Nylon
 Replacement Bars \$ 1.20 inch
 Replacement Rods .15 inch



Glue On Draw Bars
 Replacement Bars \$ 1.35 inch
 Replacement Glue Strip .21 inch

Hardware Options



Hex Head
 Replacement Bolt Set \$ 2.15 ea



Recessed Allen
 Replacement Bolt Set \$ 2.15 ea

Eino / Diamond Chase
 (800) 245-5283 ph
 (626) 969-1821 ph
 (626) 969-1599 fax

418 South Motor Ave.
 Azusa, CA 91702

Additional 5% for New Frames with Recessed Allen Bolts
 \$5.00 per Add'l Hole for Frames with 4" Bolt Centers
 Prices Subject to Change without Notice

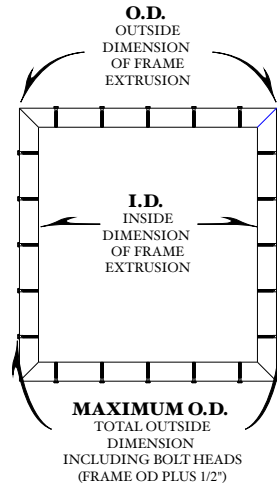
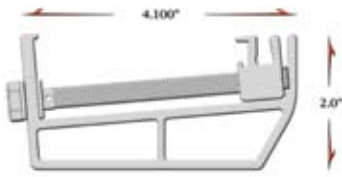
DRAW-BAR FRAME

PRICE LIST

FEBRUARY, 2012



MODEL 410



Max Size: 180"

Width: 4 1/8"

Height: 2"

Weight per Ft: 2.8 Lbs

ID to OD Conv: 8 1/4"

ID to Max OD : 8 3/4"

Total Frame O.D. or Max O.D. Inches

240 \$ 918.85	246 936.70	252 954.55	258 972.40	264 990.25	270 1008.10	276 1025.95	282 1043.80	288 1061.65	294 1079.50
300 1097.35	306 1115.20	312 1133.05	318 1150.90	324 1168.75	330 1186.60	336 1204.45	342 1222.30	348 1240.15	354 1258.00
360 1275.85	366 1293.70	372 1311.55	378 1329.40	384 1347.25	390 1365.10	396 1382.95	402 1400.80	408 1418.65	414 1436.50
420 1454.35	426 1472.20	432 1490.05	438 1507.90	444 1525.75	450 1543.60	456 1561.45	Frames Over 456" O.D. \$ 3.43 per O.D. Inch		

1 to 5 List Price 6 to 11 Less 5% 12 or more Less 10%

Total Frame I.D. Inches

208 \$918.85	214 936.70	220 954.55	226 972.40	232 990.25	238 1008.10	244 1025.95	250 1043.80	256 1061.65	262 1079.50
268 1097.35	274 1115.20	280 1133.05	286 1150.90	292 1168.75	298 1186.60	304 1204.45	310 1222.30	316 1240.15	322 1258.00
328 1275.85	334 1293.70	340 1311.55	346 1329.40	352 1347.25	358 1365.10	364 1382.95	370 1400.80	376 1418.65	382 1436.50
388 1454.35	394 1472.20	400 1490.05	406 1507.90	412 1525.75	418 1543.60	424 1561.45	Frames Over 424" I.D. \$ 3.68 per I.D. Inch		

1 to 5 List Price 6 to 11 Less 5% 12 or more Less 10%

Draw-Bar Options



Top Loading Double Nylon
Replacement Bars \$ 1.20 inch
Replacement Rods .15 inch



Keystone Nylon
Replacement Bars \$ 1.20 inch
Replacement Rods .15 inch



Glue On Draw Bars
Replacement Bars \$ 1.35 inch
Replacement Glue Strip .21 inch

Hardware Options



Hex Head
Replacement Bolt Set \$ 2.95 ea

Additional 5% for New Frames with Recessed Allen Bolts
\$5.00 per Add'l Hole for Frames with 4" Bolt Centers
Prices Subject to Change without Notice

Eino / Diamond Chase
(800) 245-5283 ph
(626) 969-1821 ph
(626) 969-1599 fax

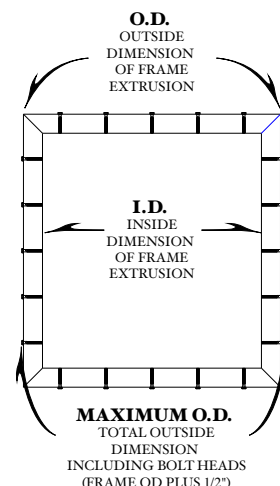
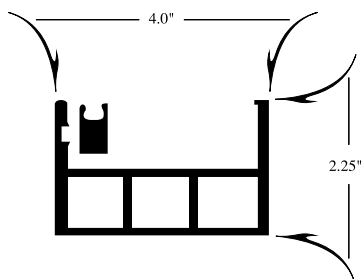
418 South Motor Ave.
Azusa, CA 91702

DRAW-BAR FRAME

PRICE LIST

FEBRUARY, 2012

T-400 TRIPLE




Max Size: 180"
 Width: 4"
 Height: 2 1/4"
 Weight per Ft: 3.0 Lbs
 ID to OD Conv: 8"
 ID to Max OD : 8 1/2"

Total Frame O.D. or Max O.D. Inches									
240	246	252	258	264	270	276	282	288	294
\$ 921.25	943.40	965.55	987.70	1009.85	1032.00	1054.15	1076.30	1098.45	1120.60
300	306	312	318	324	330	336	342	348	354
1142.75	1164.90	1187.05	1209.20	1231.35	1253.50	1275.65	1297.80	1319.95	1342.10
360	366	372	378	384	390	396	402	408	414
1364.25	1386.40	1408.55	1430.70	1452.85	1475.00	1497.15	1519.30	1541.45	1563.60
420	426	432	438	444	450	456	Frames Over 456" O.D.		
1585.75	1607.90	1630.05	1652.20	1674.35	1696.50	1718.65	\$ 3.77 per O.D. Inch		
1 to 5 List Price			6 to 11 Less 5%			12 or more Less 10%			

Total Frame I.D. Inches									
208	214	220	226	232	238	244	250	256	262
\$ 941.25	943.40	965.55	987.70	1009.85	1032.00	1054.15	1076.30	1098.45	1120.60
268	274	280	286	292	298	304	310	316	322
1142.75	1164.90	1187.05	1209.20	1231.35	1253.50	1275.65	1297.80	1319.95	1342.10
328	334	340	346	352	358	364	370	376	382
1364.25	1386.40	1408.55	1430.70	1452.85	1475.00	1497.15	1519.30	1541.45	1563.60
388	394	400	406	412	418	424	Frames Over 424" I.D.		
1585.75	1607.90	1630.05	1652.20	1674.35	1696.50	1718.65	\$ 4.05 per I.D. Inch		
1 to 5 List Price			6 to 11 Less 5%			12 or more Less 10%			

Draw-Bar Options



Top Loading Double Nylon
 Replacement Bars \$ 1.20 inch
 Replacement Rods .15 inch



Keystone Nylon
 Replacement Bars \$ 1.20 inch
 Replacement Rods .15 inch



Glue On Draw Bars
 Replacement Bars \$ 1.35 inch
 Replacement Glue Strip .21 inch

Hardware Options



Hex Head
 Replacement Bolt Set \$ 2.95 ea

Eino / Diamond Chase
 (800) 245-5283 ph
 (626) 969-1821 ph
 (626) 969-1599 fax

418 South Motor Ave.
 Azusa, CA 91702

Additional 5% for New Frames with Recessed Allen Bolts
 \$5.00 per Add'l Hole for Frames with 4" Bolt Centers
 Prices Subject to Change without Notice

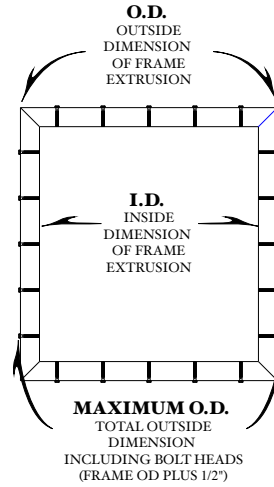
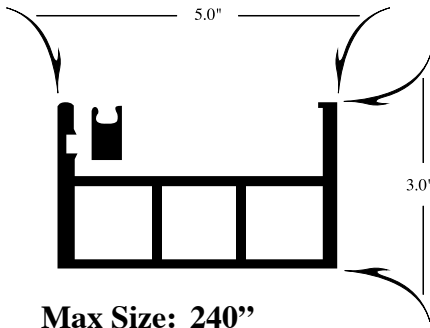
DRAW-BAR FRAME

PRICE LIST

FEBRUARY, 2012



T-500 TRIPLE



Max Size: 240"

Width: 5"

Height: 3"

Weight per Ft: 3.8 Lbs

ID to OD Conv: 10"

ID to Max OD : 10 1/2"

Total Frame O.D. or Max O.D. Inches

300	310	320	330	340	350	360	370	380	390
\$ 1340.65	1383.05	1425.45	1467.85	1510.25	1552.65	1595.05	1637.45	1679.85	1722.25
400	410	420	430	440	450	460	470	480	490
1764.65	1807.05	1849.45	1891.85	1934.25	1976.65	2019.05	2061.45	2103.85	2146.25
500	510	520	530	540	550	560	570	580	590
2188.65	2231.05	2273.45	2315.85	2358.25	2400.65	2443.05	2485.45	2527.85	2570.25
600	610	620	630	640	650	660	Frames Over 660" O.D.		
2612.65	2655.05	2697.45	2739.85	2782.25	2824.65	2867.05	\$ 4.34 per O.D. Inch		

1 to 2 List Price 3 to 6 Less 5% 7 or more Less 10%

Total Frame I.D. Inches

260	270	280	290	300	310	320	330	340	350
\$ 1340.65	1383.05	1425.45	1467.85	1510.25	1552.65	1595.05	1637.45	1679.85	1722.25
360	370	380	390	400	410	420	430	440	450
1764.65	1807.05	1849.45	1891.85	1934.25	1976.65	2019.05	2061.45	2103.85	2146.25
460	470	480	490	500	510	520	530	540	550
2188.65	2231.05	2273.45	2315.85	2358.25	2400.65	2443.05	2485.45	2527.85	2570.25
560	570	580	590	600	610	620	Frames Over 620" I.D.		
2612.65	2655.05	2697.45	2739.85	2782.25	2824.65	2867.05	\$ 4.62 per I.D. Inch		

1 to 2 List Price 3 to 6 Less 5% 7 or more Less 10%

Draw-Bar Options



Top Loading Double Nylon
Replacement Bars \$ 1.20inch
Replacement Rods .15 inch



Keystone Nylon
Replacement Bars \$ 1.20 inch
Replacement Rods .15 inch



Glue On Draw Bars
Replacement Bars \$ 1.35 inch
Replacement Glue Strip .21 inch

Hardware Options



Hex Head
Replacement Bolt Set \$3.60 ea

Additional 5% for New Frames with Recessed Allen Bolts
\$5.00 per Add'l Hole for Frames with 4" Bolt Centers
Prices Subject to Change without Notice

Eino / Diamond Chase
(800) 245-5283 ph
(626) 969-1821 ph
(626) 969-1599 fax

418 South Motor Ave.
Azusa, CA 91702



CYLINDER PRESS FRAMES

Diamond Chase specifically developed a frame profile to work with cylinder presses and cylinder presses with master frame carriers. Diamond Chase frames are easily integrated with existing bar frames. Choose between the standard Keystone, Shur-Loc or Glue-on fabric locking systems.

On Press Micro Registration
+/- 1 N/cm Tensioning Ability

Welded Water Tight
Keystone, Shur-Loc[®] and Glue-on
Locking Systems

Model	O.D. Size	1 to 6	7 to 11	12 Plus
Model 15/20	31 1/8" x 31 3/4"	406.67	386.34	366.01
Model 20/28	35 3/4" x 35 1/4"	446.00	423.70	401.40
Model 23/28	37 1/4" x 35 3/4"	449.80	427.31	404.82
Model 28/40	45 3/4" x 50 3/4"	558.15	530.24	502.33
Model 31/44	51 3/4" x 55 3/4"	610.90	580.35	549.81
Model DX	46 1/2" x 52"	569.91	541.42	512.92
Model 20/28 MS	36" x 36"	447.90	425.50	403.11

Draw-Bar Options



Keystone Nylon
Replacement Bars \$ 1.35 inch
Replacement Rods .15 inch



Glue On Draw Bars
Replacement Bars \$ 1.45 inch
Replacement Glue Strip .21 inch

Hardware Options



Hex Head
Replacement Bolt Set \$ 1.80 ea


Eino / Diamond Chase
(800) 245-5283 ph
(626) 969-1821 ph
(626) 969-1599 fax

418 South Motor Ave.
Azusa, CA 91702

Additional 5% for New Frames with Recessed Allen Bolts
\$5.00 per Add'l Hole for Frames with 4" Bolt Centers
Prices Subject to Change without Notice

CYLINDER FRAME DRAW-BAR SETS

(INCLUDES LOCKING RODS)



	Keystone	Tall SAK Kst.	Glue-On
Model 15/20 (2 @ 25 5/8" & 2 @ 26 1/4")	\$ 124.50	\$140.06	\$150.08
Model 20/28 (2 @ 30 1/4" & 2 @ 29 3/4")	144.00	162.00	174.00
Model 23/28 (2 @ 31 3/4" & 2 @ 30 1/4")	148.80	167.40	179.80
Model 28/40 (2 @ 40 1/4" & 2 @ 45 1/4")	205.20	230.85	247.95
Model 31/44 (2 @ 46 1/4" & 2 @ 50 1/4")	231.60	260.55	279.85
Model DX (2 @ 41" & 2 @ 46 1/2")	210.00	236.25	253.75
Model 20/28 MS (4 @ 30 1/2")	146.40	164.70	176.90

CYLINDER FRAME BOLT SETS & NYLON SETS

Replacement Bolt Set
\$ 1.76 ea
(1 Bolt, 2 Washers, 1 Pin)



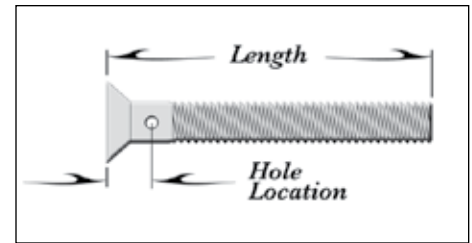
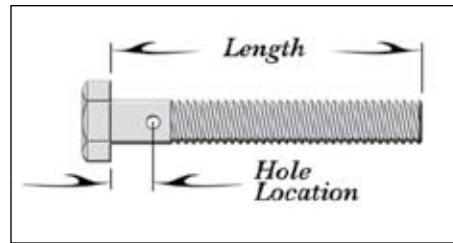
	Locking Rod Sets	Hex Bolt Sets
Model 15/20	\$ 15.86 (2 @ 26 1/8" & 2 @ 26 3/4")	\$32.40 (18 per Frame)
Model 20/28	18.30 (2 @ 30 3/4" & 2 @ 30 1/4")	36.00 (20 per Frame)
Model 23/28	18.75 (2 @ 32 1/4" & 2 @ 30 3/4")	36.00 (20 per Frame)
Model 28/40	25.95 (2 @ 40 3/4" & 2 @ 45 3/4")	54.00 (30 per Frame)
Model 31/44	29.25 (2 @ 46 3/4" & 2 @ 50 3/4")	61.20 (34 per Frame)
Model DX	26.55 (2 @ 41 1/2" & 2 @ 47")	54.00 (30 per Frame)
Model 20/28 MS	18.60 (4 @ 31")	36.00 (20 per Frame)

Eino / Diamond Chase
(800) 245-5283 ph
(626) 969-1821 ph
(626) 969-1599 fax

418 South Motor Ave.
Azusa, CA 91702

Prices Subject to Change without Notice

BOLT SETS (1 Bolt, 2 Washers, 1 Pin)



Frame Model	Bolt Length	Hole Dimension	Bolt Set
WC-10 (Hex, Allen, Rec. Allen)	1 ¼"	No Hole	\$ 1.50 each
LJ-20 (Hex, Allen, Rec. Allen)	2"	.300	\$ 1.80 each
WC-20 (Hex, Allen, Rec. Allen)	2"	.420	\$ 1.80 each
WC-20 HD (Allen)	2"	.420	\$ 1.80 each
WC-20 HD (Raised Hex)	2 ½"	.920	\$ 2.15 each
T-175 (Hex, Allen, Rec. Allen)	1 ¾"	.420	\$ 1.80 each
T-175 HD (Hex, Allen, Rec. Allen)	2 ½"	.420	\$ 1.80 each
UC 25 (Hex, Allen, Rec. Allen)	2 ½"	.365	\$ 1.80 each
T-200 (Hex, Allen, Rec. Allen)	2 ½"	.300	\$ 1.80 each
T-200 HD (Hex, Allen, Rec. Allen)	2 ½"	.365	\$ 1.80 each
T-250 (Hex, Allen, Rec. Allen)	2 ½"	.365	\$ 1.80 each
T-300 (Hex Head, Rec. Allen)	3"	.420	\$ 2.15 each
T-400 Triple (Hex Head Only)	4"	.365	\$ 2.95 each
T-500 Triple (Hex Head Only)	5"	.420	\$ 3.60 each
Cylinder Press Frames (Hex Only)	2 ¼"	.365	\$ 1.80 each

LOCKING RODS



Wedge Style
Keystone Nylon



Round Double
Top Loading



Glue-On
Inserts

Keystone (Cut to Length)	p/n NYLKST	\$.15 per Inch
Round (White - High Mesh)	p/n NYLONWT	\$.15 per Inch
Round (Blue - Medium Mesh)	p/n NYLONBL	\$.15 per Inch
Round (Black - Low Mesh)	p/n NYLONBK	\$.15 per Inch
Glue On Insert (Cut to Length)	p/n DIINSERT	\$.21 per Inch

MISC HARDWARE

Washers (5/16" or 1/4" & .0625 or .031 Thick)	\$.20 each
Aluminum Spacer for WC-20 Raised Hex	\$.55 each
3/32" Diameter Bend Pins (Tool Kit Required)	.45 each
3/32" Diameter Groove Pins	.45 each
Draw-Bar Threaded Insert (5/16-18, 1/4-20 or 8mm x 1.25)	1.00 each

Prices Subject to Change without Notice

Eino / Diamond Chase
(800) 245-5283 ph
(626) 969-1821 ph
(626) 969-1599 fax

418 South Motor Ave.
Azusa, CA 91702


REPLACEMENT DRAW-BAR

PRICE LIST

FEBRUARY, 2012



DOUBLE NYLON LOCKING SYSTEM



Top Loading Double

Double nylon system where both locking rods snap in together from the top of the draw bar with the assistance of a wheel type insertion tool.

Great all around fabric locking system.

Height .875" (22.2 mm)

Width .562" (14.3 mm)

1/4" or 5/16" Hardware

\$ 1.16 per Inch

KEYSTONE LOCKING SYSTEM



Standard Keystone

Single rod fabric locking system where the rods is slid in from the end of the draw bar. Keystone has increased pre-tensioning ability and works well with stainless meshes.

Height .940" (23.9 mm)

Width .500" (12.7 mm)

1/4" or 5/16" Hardware

\$ 1.20 per Inch



Cylinder Press Keystone

Taller Draw-Bar with the Keystone locking system is designed to fit cylinder press frames. Same benefits as the regular Keystone system with added durability.

Height 1.165" (30.1 mm)

Width .562" (14.3 mm)

5/16" Hardware only

\$ 1.35 per Inch



Dual Keystone

This combination draw bar has both the Keystone locking system and a seperate groove to fit pre-made Shur-Loc* fabric panels. Increased width adds durability and strength.

Height .938" (23.8 mm)

Width .625" (15.9 mm)

1/4" or 5/16" Hardware

\$ 1.20 per Inch

Prices Subject to Change without Notice

Eino / Diamond Chase
(800) 245-5283 ph
(626) 969-1821 ph
(626) 969-1599 fax

418 South Motor Ave.
Azusa, CA 91702

REPLACEMENT DRAW-BAR

PRICE LIST

FEBRUARY, 2012

GLUE-ON SYSTEMS (ALL METAL)



Glue-On Aluminum

Increased fabric tensions by using the stretch & glue method for the primary tensioning. Hardware on the frame is only used for re-tensioning. All metal construction allows for the use of chemical stripping of old adhesive.

Height 1.000" (25.4 mm)
Width .750" (19 mm)
1/4" or 5/16" Hardware

\$ 1.35 per Inch



Cylinder Press Glue-On

Taller Draw-Bar allows for gluing contact during the primary Stretch & Glue process when using cylinder press frames. All metal construction allows for the use of chemical stripping of old adhesive.

Height 1.150" (29.2 mm)
Width .750" (19 mm)
5/16" Hardware only

\$ 1.35 per Inch

DETACHABLE INSERT GLUE-ON



D.I. Glue-On

Increased fabric tensions by using the stretch & glue method for the primary tensioning. Hardware on the frame is only used for re-tensioning. Detachable insert bonds excellent and can be replaced for cleaning.

Height 1.000" (25.4 mm)
Width .750" (19 mm)
1/4" or 5/16" Hardware

\$ 1.35 per Inch



Cylinder D.I. Glue-On

Taller Draw-Bar allows for gluing contact during the primary stretch & glue process when using cylinder press frames. Detachable insert bonds excellent and can be replaced for cleaning.

Height 1.250" (31.8 mm)
Width .750" (19 mm)
5/16" Hardware only

\$ 1.45 per Inch

Eino / Diamond Chase
(800) 245-5283 ph
(626) 969-1821 ph
(626) 969-1599 fax

418 South Motor Ave.
Azusa, CA 91702

Prices Subject to Change without Notice

PIN INSTALLATION KIT



Kit Includes:

Bolt Stabilizer
Pin Shear Tool
Pin Bend Tool

\$ 50.00 Each



BOLT STABILIZER



The bolt stabilizer aides in holding the head of the bolt when both shearing and bending.

PIN SHEARING



The pin shearing tool cuts the old pin on both side of the bolt with a hit of a hammer.

PIN BENDING



The pin bending tool easily retains the pin around the bolt by forming it in an arc.

INSPECTION



The new bolt / pin replacement

Always Wear Safety Glasses

Prices Subject to Change without Notice

Eino / Diamond Chase
(800) 245-5283 ph
(626) 969-1821 ph
(626) 969-1599 fax

418 South Motor Ave.
Azusa, CA 91702

PRE-BOW

Two Sides \$ 35.00 per set


Recommend Pre-Bow

1 1/2" to 2 1/2" Profiles	.375" to .500" per side
2 1/2" to 3" Profiles	.500" to .750" per side
3" to 5" Profiles	.750" to 1.500" per side

THREADED INSERTS

Flush Mount, Watertight, Stainless Insert
1/4-20, 5/16-18 or 8mm x 1.25

\$ 21.00 each
\$ 30.00 set-up



LOCATOR BUSHINGS

Aluminum Plug Drilled \$ 22.50 each
Flush Mount, Watertight \$ 30.00 set-up

Bronze Bushing \$ 25.00 each
Flush Mount, Watertight \$ 30.00 set-up

Stainless Steel Bushing \$ 25.00 each
(Labor Only) \$ 30.00 set-up


Flush Mount, Watertight
Stainless Steel Bushing Call for Quote



CORNER GUSSETS

Large Format Stretch & Glue Frames
\$ 100.00

Large Format Draw-Bar Frames
\$ 100.00



Eino / Diamond Chase
(800) 245-5283 ph
(626) 969-1821 ph
(626) 969-1599 fax

418 South Motor Ave.
Azusa, CA 91702

Additional 5% for New Frames with Recessed Allen Bolts
\$5.00 per Add'l Hole for Frames with 4" Bolt Centers
Prices Subject to Change without Notice

REPLACEMENT PARTS PRICE LIST FEBRUARY, 2012



INSERTION TOOL

Wheel Type Insertion Tool
Top Loading Double Nylon Only

\$ 27.50 each



Acrylic Plastic Card
All Double Nylon and Keystone

\$ 3.00 each



INSTRUCTIONAL VIDEOS

Draw-Bar Frame
Tension Quick Fabric Stretcher
Roller Chase

CD / DVD (Shipping Only) 5.00

MICRO CHASE FRAMES

5" x 5" I.D.	\$53.15
5" x 7" I.D.	65.65
8" x 10" I.D.	70.65



MICRO CHASE REBUILD KITS

Replacement Draw-Bars (with Locking Rods)

5" x 5" I.D.	Call for Quote
5" x 7" I.D.	
8" x 10" I.D.	

Replacement Bolts
Stainless Steel Recessed Allen

Eino / Diamond Chase
(800) 245-5283 ph
(626) 969-1821 ph
(626) 969-1599 fax

418 South Motor Ave.
Azusa, CA 91702

Prices Subject to Change without Notice



418 South Motor Avenue
Azusa, CA 91702
(800) 245-5283 ph
(626) 969-1821 ph
(626) 969-1599 fax